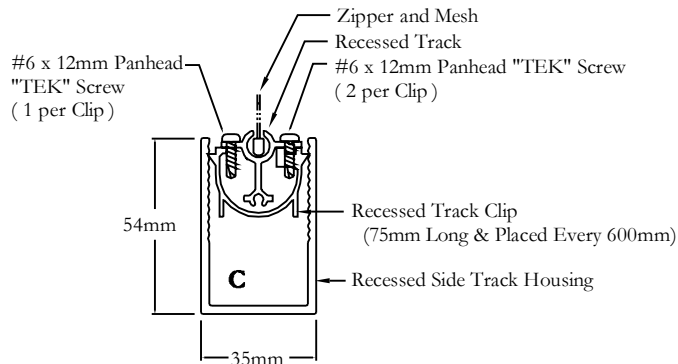
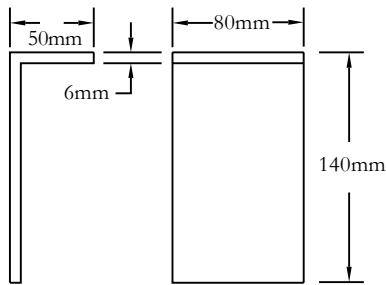


Executive Design Specifications- System With Recessed Side Track SIMU T5Hz02(External Assembled View)

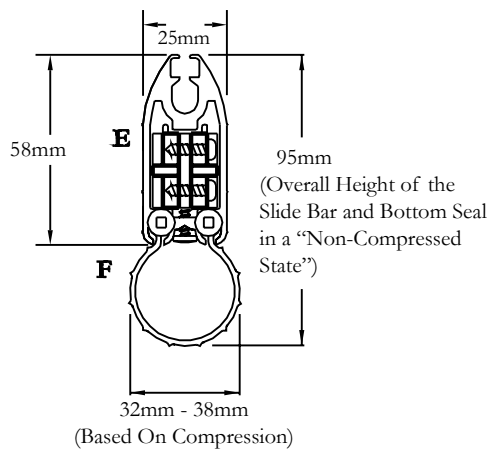
FOR ILLUSTRATION PURPOSES ONLY - ONLY CROSS SECTIONS DRAWN TO SCALE



**CROSS SECTIONAL VIEW
OF THE FULLY ASSEMBLED
RECESSED SIDE TRACK (V3)**
(Scale: 1:1)



**ROLLER MOUNTING ANGLE
FOR 102mm and 127mm ROLLERS**
(Not Drawn To Scale)



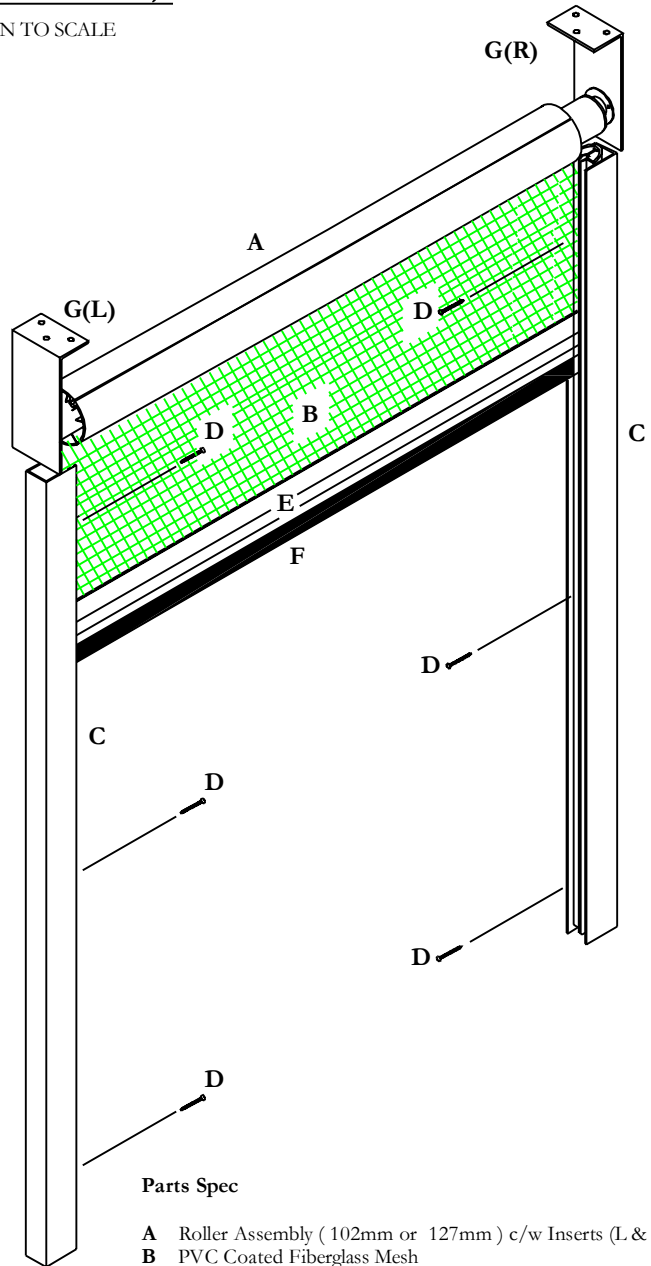
**CROSS SECTIONAL VIEW
OF THE SLIDE BAR AND
100mm BOTTOM SEAL**

(Scale: 1:1)

PHANTOM

Executive[™]

Retractable Screens[™]



Parts Spec

- A** Roller Assembly (102mm or 127mm) c/w Inserts (L & R)
- B** PVC Coated Fiberglass Mesh
or other - see Mesh Specifications
- C** Recessed Side Track Assembly (35mmW x 54mmD)
- D** #8 or #10 Corrosion Resistant Fastener
Type and length of screws may
vary depending on type of mounting surface
(Minimum of 3 per Side Track and Roller Mounting Angle)
- E** Slide Bar c/w Probe Assembly
- F** Bottom Seal - 100mm Shown (Other options available)
- G** Roller Mounting Bracket (50mm x 140mm x 6mm x 80mmW)

Creator: NDR	Date: 04/09/2010	Revision: Rev:
Drawing Title: PSEXECPRODDESIGNSPEC07(A)		
© 2010 Phantom Screens Australia		Scale: As Shown